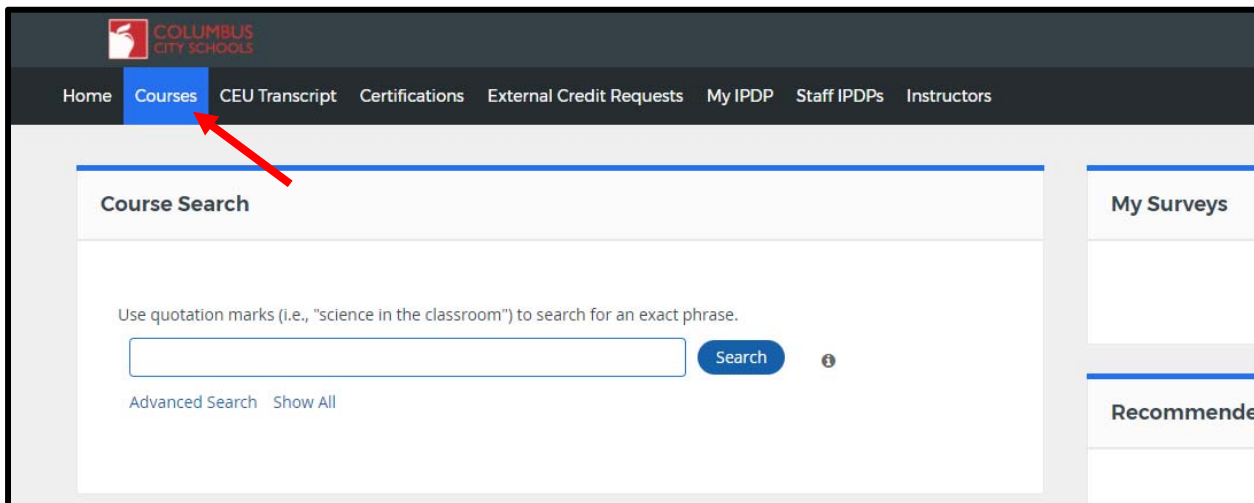
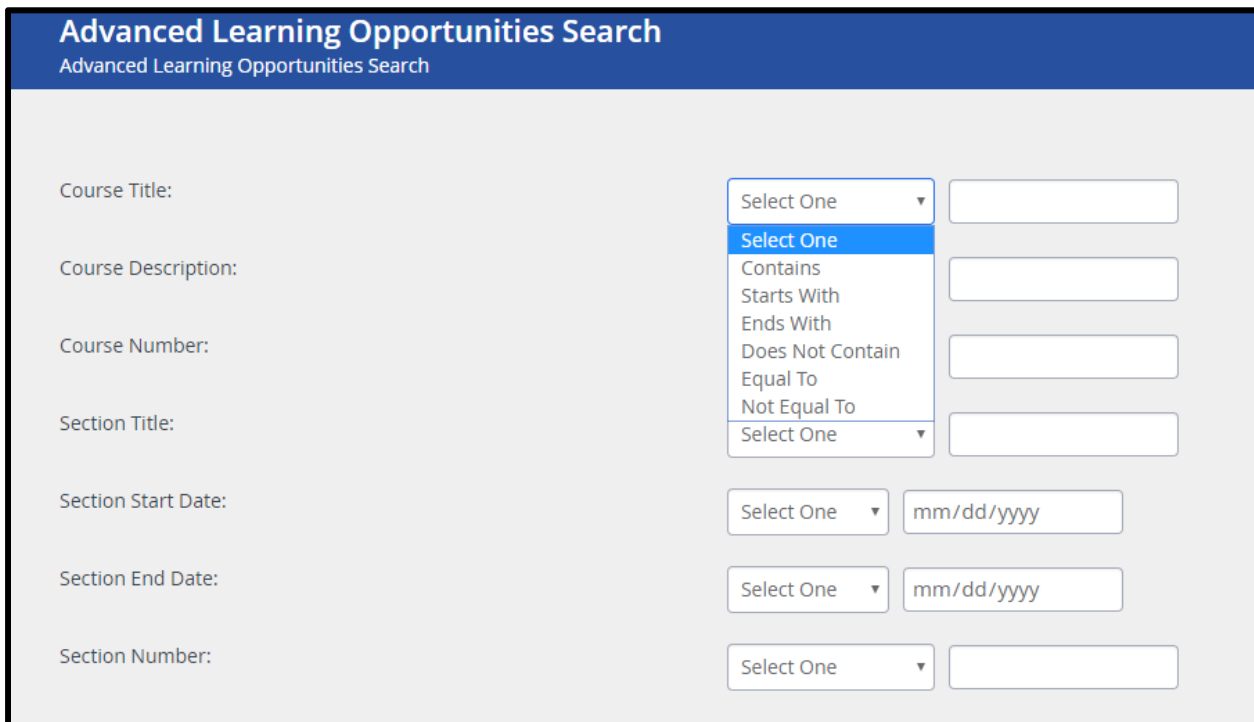


REGISTERING FOR COURSES IN THE CCS PD SYSTEM

1. Log in at <https://ccsoh.truenorthlogic.com>. If prompted, enter your CCS email address and password.
2. Click on the **Courses** tab at the top of the screen to open the Course Search screen.

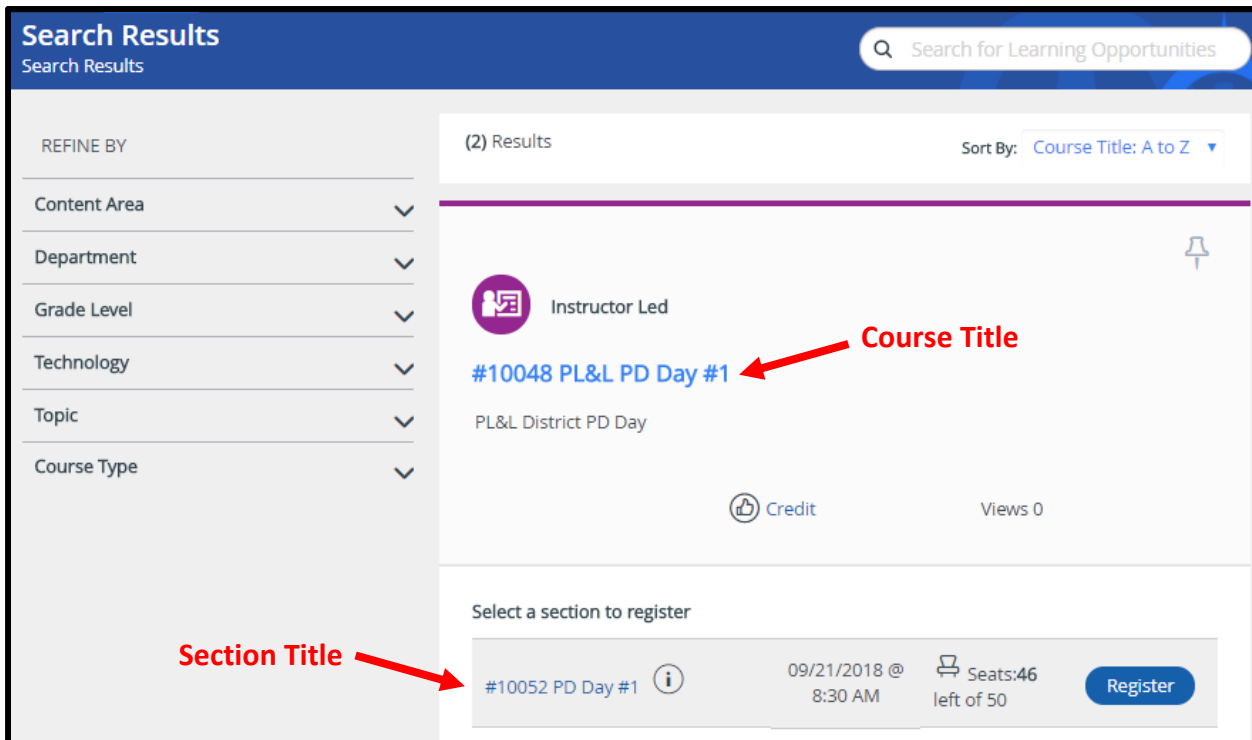


3. In the search bar, type in the name of the course (activity) you are searching for and click the blue **Search** button. If you know the exact name of the course or an exact part of the name, you may enter your search term in quotation marks.
4. You may also click on the **Advanced Search** link located below the search bar to open up additional search options, including searching by date:



REGISTERING FOR COURSES IN THE CCS PD SYSTEM

- When you find the course you are looking for on the list, click on the **Course Title** to read a description of the course and/or click on the **Section Title** to view details about the specific section, including date(s) and time(s). To register, click the blue **Register** button.



Search Results
Search Results

Search for Learning Opportunities

REFINE BY

(2) Results Sort By: Course Title: A to Z

Content Area

Department

Grade Level

Technology

Topic

Course Type

Instructor Led

Course Title
#10048 PL&L PD Day #1

PL&L District PD Day

Credit Views 0

Select a section to register

Section Title
#10052 PD Day #1

09/21/2018 @ 8:30 AM

Seats:46 left of 50

Register

- Follow the prompts on the subsequent webpages (click the **Next** button) to confirm your registration.

Please confirm the following information to complete the course registration. Click Next to continue

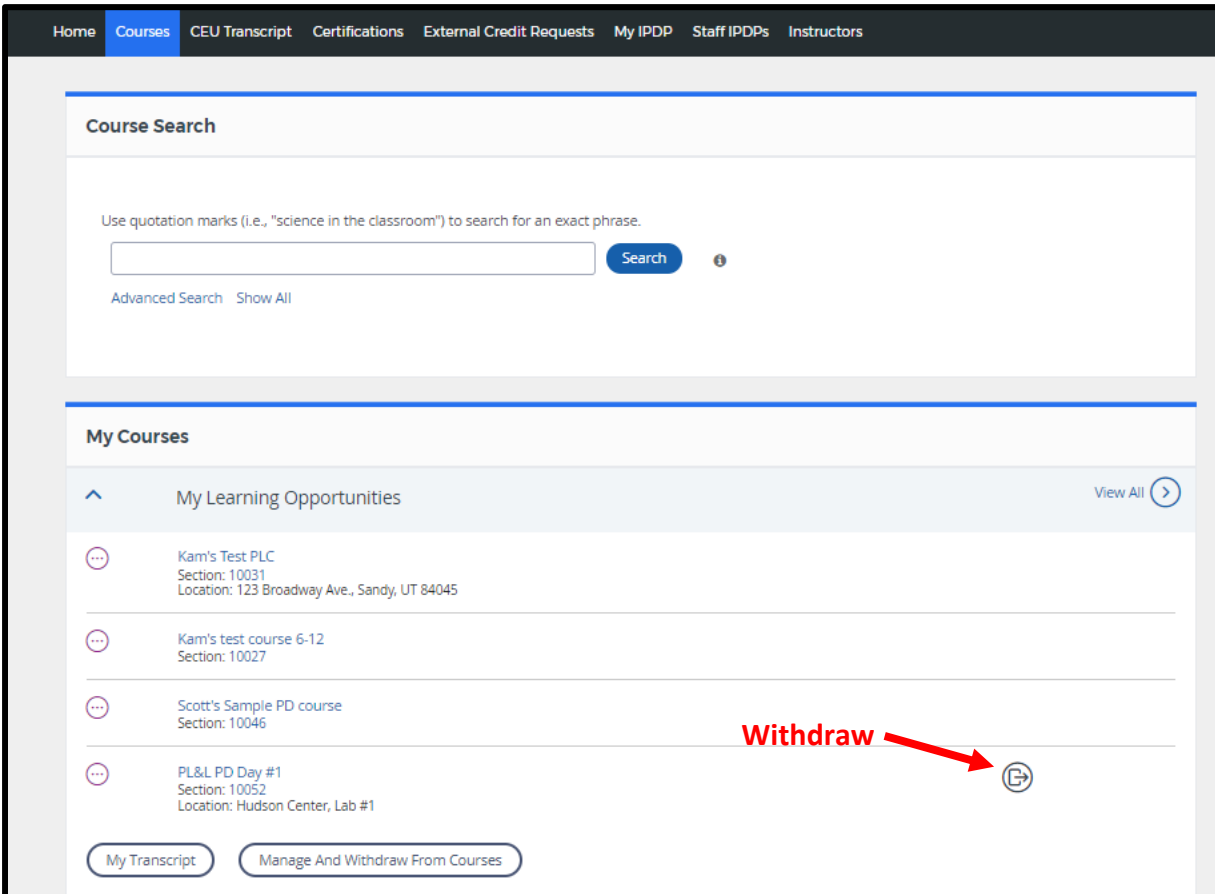
Course Information

Course Title:	PL&L PD Day #1	Location/Room Number:	Hudson Center, Lab #1
Section:	PD Day #1	Street Address:	
Credit Types:	Continuing Education	City:	
How much do I have?	Unit(s) 0.6	State:	OH
Section Notes:		Zip:	
Class Dates:	09/21/2018 - 09/21/2018	Map	

Next

REGISTERING FOR COURSES IN THE CCS PD SYSTEM

- The course(s) you are registered for will now show up on the main page when you click on the **Courses** tab (see below). On this screen you can view the courses you are registered for and withdraw from a course, if needed, using the button at the bottom of the list or by clicking the “withdraw” icon to the right of the course name.



Home **Courses** CEU Transcript Certifications External Credit Requests My IPDP Staff IPDPs Instructors

Course Search

Use quotation marks (i.e., "science in the classroom") to search for an exact phrase.


 ⓘ

[Advanced Search](#) [Show All](#)

My Courses

My Learning Opportunities [View All](#) >

- ⋮ Kam's Test PLC
Section: 10031
Location: 123 Broadway Ave., Sandy, UT 84045
- ⋮ Kam's test course 6-12
Section: 10027
- ⋮ Scott's Sample PD course
Section: 10046
- ⋮ PL&L PD Day #1
Section: 10052
Location: Hudson Center, Lab #1

Withdraw → 

[My Transcript](#) [Manage And Withdraw From Courses](#)